

FAIRFIELD POLICE

Monthly Report – October 2018



Acting-Chief Christopher Lyddy

Fairfield Police Department

www.fpdct.com

This page intentionally left blank.

Section 1: Bureau / Division Reports

- **Patrol Division**
- **Support Services Bureau**
- **Special Services Bureau**

Section 2: Statistical Activity Summary

Overall Activity

Calls for Service - Total

Alarm Response Summary

Calls for Service – Detailed

Motor Vehicle Activity

Motor Vehicle Accidents

Motor Vehicle Enforcement - Action

Motor Vehicle Enforcement - Violation Type

Parking Ticket Summary

Criminal Activity

Criminal Incidents by Patrol

Criminal Activity by Month

Criminal Arrests by Month

Section 1: Bureau / Division Reports

Letters of Recognition

A note of appreciation was received from David Ebling, Headmaster of Fairfield Warde High School. He thanked Lieutenant Weihe and Officer Braham for their presentation to the PTA on security plans and resources.

Noteworthy Police Work

Sergeant Paris recognized Officer Wells and K-9 Jagger for their work assisting the Bridgeport Police in searching for several subjects wanted in connection with motor vehicle thefts. Officer Wells and K-9 Jagger located one suspect hiding from police.

Lieutenant Bloch recognized Sergeant Kline, Officer Renaldi, Officer Matejek and Officer DeAngelis for their work locating two suspects breaking into a vehicle.

Sergeant Zdru recognized the following officers for their work locating and taking into custody several occupants in a stolen vehicle that rammed a patrol car before fleeing on foot. Sergeant Riendeau, Officer Matejek, Officer DeAngelis, Officer Rubis, Officer Renaldi, Officer Zerella, Officer Greenfield, Officer Ricco.

Lieutenant Perez recognized Sergeant Irizarry and Officer Jenkins for their work apprehending two shoplifters. The suspects attempted to flee in a vehicle and strike a patrol car.

Lieutenant Bloch recognized Sergeant Riendeau, Officer Kaesmann and Officer Gorton for their assistance to Westport Police during a pursuit that entered Fairfield. Officer Kaesmann was able to deploy spike strips. The vehicle eventually struck a telephone pole and the operator ran from the vehicle. He was taken into custody a short time later.

Sergeant Nook recognized Officer Bok, Officer Kalson and Officer Burke for their assistance to an unresponsive individual in a vehicle. They removed the person from a vehicle and administered Narcan.

Sergeant Kline recognized Officer Young for locating a stolen motor vehicle on Post Road. With the assistance of other officers, the vehicle was stopped and the operator taken into custody. Stolen goods were recovered from the vehicle.

Sergeant Gunter recognized Officer Alex MacNamara for his work locating and detaining a suicidal female who ran into Long Island Sound in order to try and evade the officer.

National Drug Take Back Initiative

Fairfield Police participated in the 16th National Drug Take Back Initiative on October 27, 2018. This is a one day collaborative drug take-back initiative coordinated by the DEA and involves federal, state and local jurisdictions to help remove potentially dangerous controlled substances from homes. It provides an opportunity for the public to surrender controlled substances and other medications to law enforcement for disposal. This year the Fairfield Police received over 100 pounds of drugs during this event.

Retirement

Chief Gary MacNamara



After 30 years with the Fairfield Police Department, Chief Gary MacNamara retired on October 26, 2018.

Support Services Bureau

Training

- Firearms Qualifications
- Motorcycle Operator Course
- Search and Seizure for Active Officers

Animal Control

Complaints: **74**

Wildlife related complaints: **22**

Animals tested for rabies: **1**

Wildlife testing positive for rabies: **0**

Animal bites: **6**

Enforcement:

Written warnings: **5**

Infractions: **1**

Misdemeanors: **0**

Lake Mohegan

- 10/24/2018: Investigated complaint regarding a person walking too many dogs.
Unfounded
- 10/27: Conducted directed patrol. No violations found

Special Services Division

Traffic Safety Unit

Traffic Stops: **366**
Infractions: **236**
Misdemeanor Summons: **12**
Accidents Investigated: **46**
Child Seats Installed: **11**

Traffic Crash Investigations

Total Accidents Investigated: **111**
Total Accidents with Injuries: **11**
Search Warrants: **1**
Arrest Warrants: **0**
Misdemeanor Summons Issued: **76**
Infractions Issued: **19**

Traffic Enforcement Targeted Areas

Kings Hwy East / Osborne Place
Beach Rd / Sunnieholme Dr
Round Hill Rd
Westport Tnpk
Redding Rd
Bronson Rd
Davis Rd / Lisbon Dr
Hulls Farm Rd

Lovers Lane
Brentwood Ave
Holland Hill Rd / New England Ave
Jefferson St
Burr St
Congress St
Alberta St / Windemere St
Mill Plain Rd

Other Activities

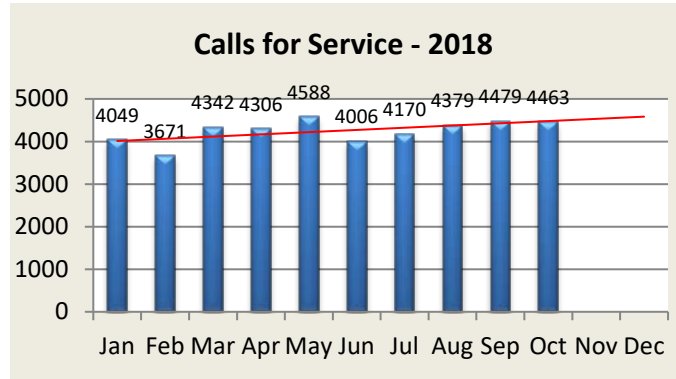
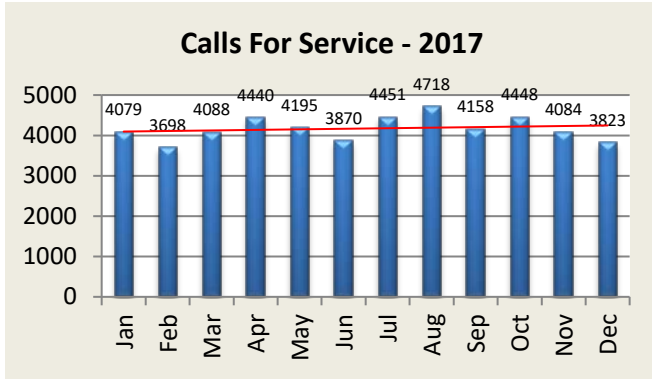
- National Coffee With A Cop - Chips
- Southport Neighborhood Meeting at Mill Hill School
- Beach Area Special Events Meeting
- Walk-To- School North Stratfield School
- Harvest Fall Market - Old Town Hall Green
- Black Rock Tpke Meeting
- Meeting wth B. Gross @ Spt. Woods
- Meeting at Southport Woods Condominium
- Town Green - Vigil Honor of Victims of Domestic Abuse
- K9 Unity Charity Dog Walk at Jennings Beach
- Northfield Road Community Meeting
- North Stratfield School 3rd Grade - 3 Classrooms
- North Stratfield School Police Tour 2nd Graders
- Crash reconstruction team assisted Westport Police
- Crash reconstruction team assisted Bridgeport Police
- October Distracted Driving Campaign conducted

Section 3: Statistical Activity Summary

TOTAL CALLS FOR SERVICE

Calls for Service	Jan	Feb	Mar	Apr	May	Jun	Jul	Aug	Sep	Oct	Nov	Dec	YTD
2017	4079	3698	4088	4440	4195	3870	4451	4718	4158	4448	4084	3823	50,052
2018	4049	3671	4342	4306	4588	4006	4170	4379	4479	4463			42,453

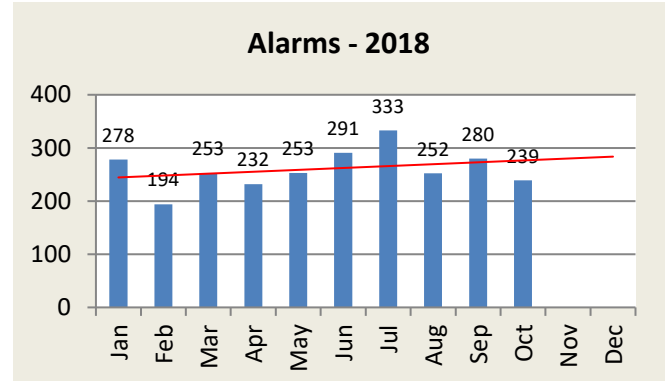
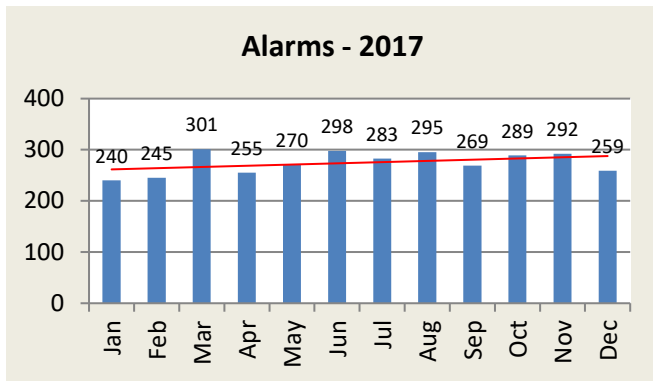
Note: Includes miscellaneous calls that may not be listed under the call analysis section



ALARM RESPONSE SUMMARY

Total Alarms	Jan	Feb	Mar	Apr	May	Jun	Jul	Aug	Sep	Oct	Nov	Dec	YTD
2017	240	245	301	255	270	298	283	295	269	289	292	259	3,296
2018	278	194	253	232	253	291	333	252	280	239			2,605

False Alarms	Jan	Feb	Mar	Apr	May	Jun	Jul	Aug	Sep	Oct	Nov	Dec	YTD
2017	221	230	284	240	254	280	268	275	259	271	280	258	3,120
2018	274	191	251	232	253	291	325	251	277	237			2,582

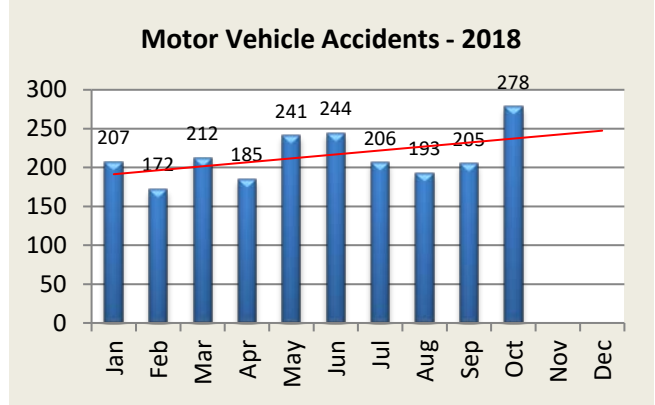
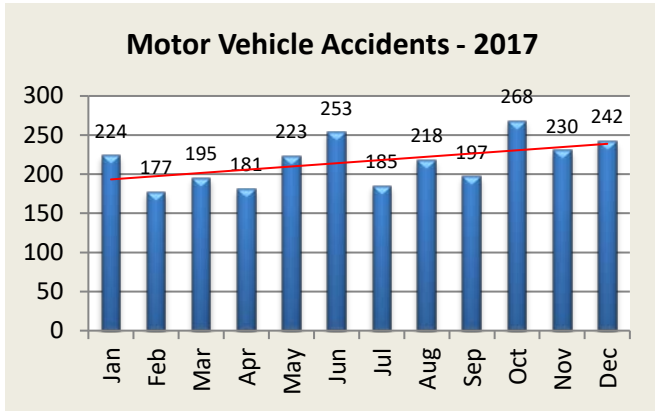


Calls For Service - Detailed Summary

Calls for Service - Type	Jan	Feb	Mar	Apr	May	Jun	Jul	Aug	Sep	Oct	Nov	Dec	YTD
911 Hang Up	7	9	8	7	7	9	17	7	5	11			87
Abandoned Vehicles	5	5	8	8	8	10	8	15	2	6			75
Alarms	278	194	253	232	253	291	333	252	280	239			2605
Animal Complaints	77	82	91	74	108	135	147	145	108	82			1049
Assaults	0	1	4	1	0	3	4	3	6	8			30
Assistance	191	148	182	141	173	175	163	156	244	196			1769
Bank Escorts	19	18	19	24	23	21	20	22	21	24			211
Bomb Threats	0	0	0	0	1	0	0	0	0	0			1
Breach of Peace	68	45	42	54	71	49	55	43	52	54			533
Burglary	1	11	10	3	6	2	6	19	9	3			70
BusinessChecks	1169	1221	1256	1200	1258	996	850	1066	1278	1330			11624
Cancelled Alarms	61	46	67	50	72	54	62	77	58	50			597
Community Events	47	38	36	30	57	30	39	40	58	122			497
Door Open	3	2	3	2	4	9	2	7	4	4			40
Drowning	0	0	0	0	0	0	0	0	0	0			0
EMS	419	309	333	344	405	372	364	344	381	410			3681
Funeral Escorts	21	12	19	26	22	15	10	10	16	20			171
Harassment	11	16	18	13	13	23	21	14	12	15			156
Intoxicated Subjects	2	8	3	3	5	5	7	3	9	3			48
Investigations	187	196	171	178	209	216	216	177	204	204			1958
Larceny	17	25	21	27	34	37	35	26	31	38			291
MVA	207	172	212	185	241	244	206	193	205	278			2143
Medical Alarms	1	1	3	1	1	1	0	2	1	1			12
Psychiatric calls	1	3	1	3	2	3	5	0	1	4			23
Missing Persons	5	4	1	0	1	4	2	5	2	3			27
Narcotic Violations	10	7	6	11	5	8	11	15	10	6			89
Noise Complaints	17	11	19	33	60	30	23	20	35	33			281
Parking Complaints	36	31	26	42	48	58	59	27	48	57			432
Pistol Permit Apps	17	12	18	13	16	10	8	10	13	7			124
Reckless Driver	26	21	23	29	39	36	43	43	31	29			320
Recovered Property	10	11	8	14	13	13	24	25	21	16			155
Road Hazard	33	38	279	33	40	35	56	36	71	45			666
Robbery	1	2	3	2	0	1	0	0	0	0			9
Sex Violation	0	0	0	0	0	0	0	1	1	1			3
Shoplifter	21	15	25	21	13	21	23	26	12	21			198
Stolen Vehicles	4	3	5	3	4	5	5	8	9	7			53
Suicide	0	0	1	0	0	0	0	0	0	0			1
Suicide Attempts/Threats	9	2	2	7	1	0	13	3	8	3			48
SuspiciousActivity	63	67	86	66	75	67	53	73	67	59			676
Theft from MV	26	12	18	10	17	24	20	34	31	27			219
Trespasser	6	6	7	13	7	6	10	8	10	7			80
Vandalism	5	13	3	11	10	7	12	10	13	13			97

MOTOR VEHICLE ACTIVITY

MV Accidents	Jan	Feb	Mar	Apr	May	Jun	Jul	Aug	Sep	Oct	Nov	Dec	YTD
2017	224	177	195	181	223	253	185	218	197	268	230	242	2,593
2018	207	172	212	185	241	244	206	193	205	278			2,143



MV Enforcement	Jan	Feb	Mar	Apr	May	Jun	Jul	Aug	Sep	Oct	Nov	Dec	YTD
Warnings - 2017	357	360	330	368	281	207	405	286	238	234	251	175	3,492
2018	235	254	213	256	260	225	359	335	291	256			2,424

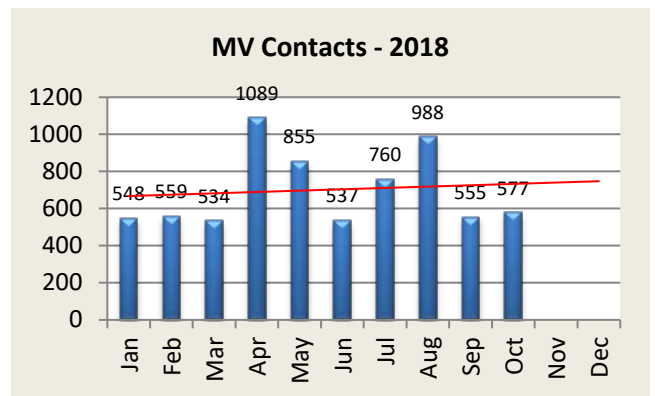
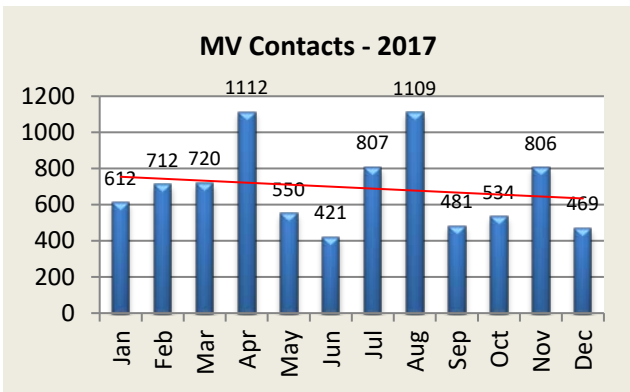
Infractions - 2017	190	288	311	663	219	173	333	760	184	267	511	257	4,156
2018	258	230	277	749	535	262	337	587	229	270			3,734

Misdemeanor - 2017	39	36	54	52	42	23	51	41	37	14	29	21	439
2018	31	43	25	55	39	31	45	45	19	36			369

Custodial - 2017	8	11	6	18	5	8	13	14	4	6	8	8	109
2018	12	19	12	11	3	11	7	11	5	7			98

DUI Arrests - 2017	6	2	11	6	4	9	7	7	4	9	11	8	84
2018	6	7	11	13	8	5	3	14	9	10			86

MV Contacts - 2017	612	712	720	1112	550	421	807	1109	481	534	806	469	8,333
2018	548	559	534	1089	855	537	760	988	555	577			7,002

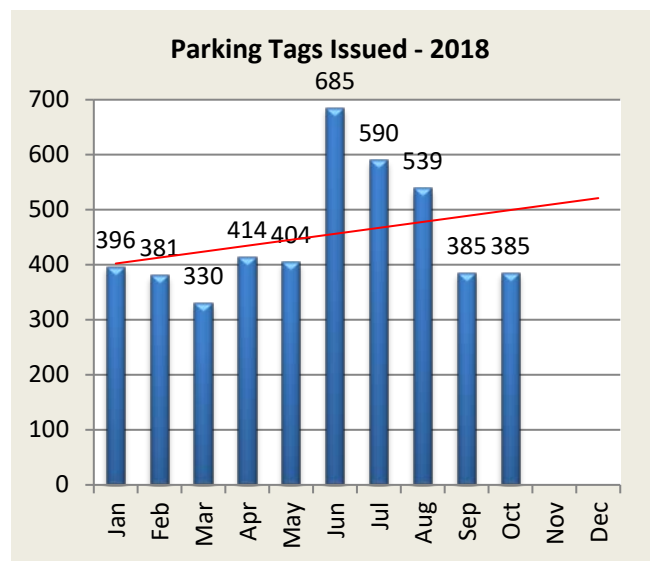
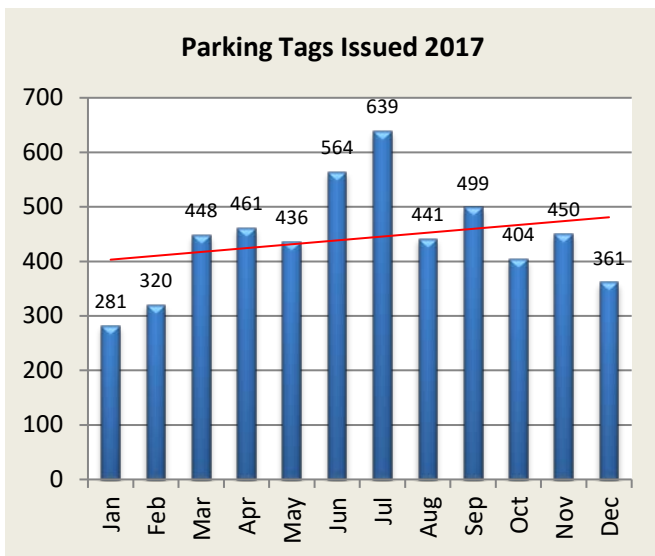


MV Enforcement: Type	Jan	Feb	Mar	Apr	May	Jun	Jul	Aug	Sep	Oct	Nov	Dec	YTD
Speeding Violations	125	139	194	200	137	112	220	225	131	185			1668
Seatbelt Violations	1	4	2	89	135	46	3	62	0	4			346
Registration Violations	49	60	43	64	70	48	59	83	48	66			590
License Violations	18	21	18	42	31	19	29	36	16	33			263
Distracted Driving	12	11	5	370	137	30	34	225	14	17			855
Suspended Licence	24	33	15	49	27	21	26	29	16	23			263
Traffic Light Violation	30	28	25	25	21	14	13	24	20	24			224

The above incidents are a overview of common violations. These statistics are not the only motor vehicle enforcement actions taken. The above show top 6 violations for the month.

PARKING TICKET SUMMARY

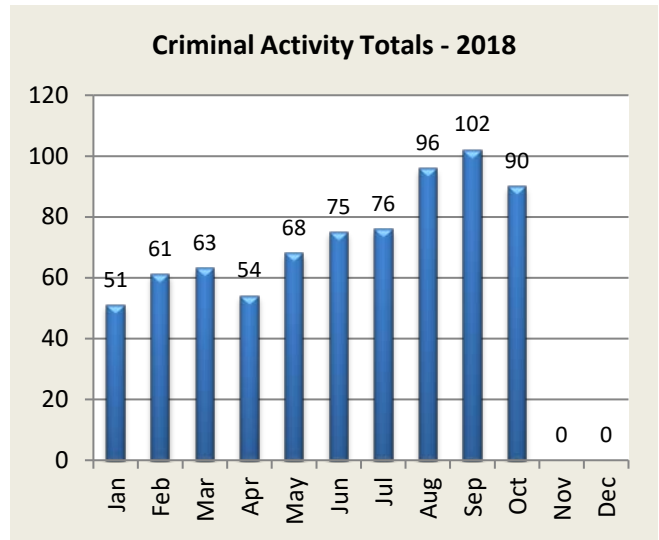
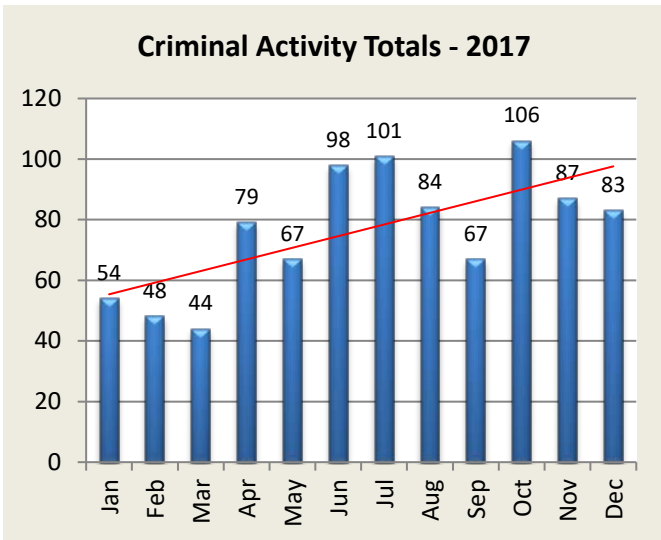
Total Issued	Jan	Feb	Mar	Apr	May	Jun	Jul	Aug	Sep	Oct	Nov	Dec	YTD
2017	281	320	448	461	436	564	639	441	499	404	450	361	5304
2018	396	381	330	414	404	685	590	539	385	385			4509



CRIMINAL INCIDENTS

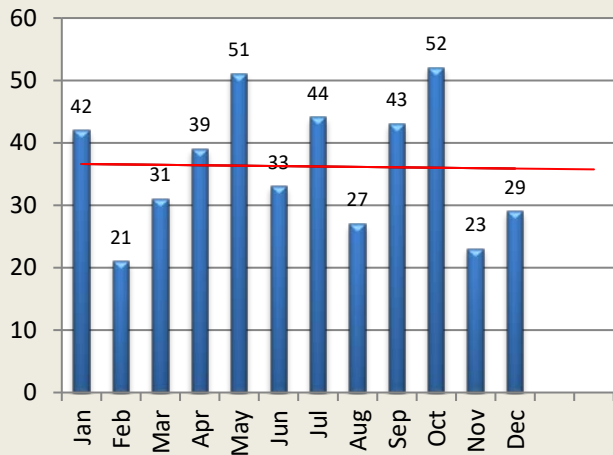
Criminal Incidents: Patrol	R2	R3	R4	R5	B2	B3	B4	B5
Larceny	10	14	9	1	11	2	6	6
Vandalism	4	1	0	1	1	3	2	1
MV Theft / Attempt	1	5	4	0	0	0	0	0
Burglary / Attempt	1	1	0	0	0	0	0	1
Assault	1	0	1	2	0	1	3	0
Robbery	0	0	0	0	0	0	0	0

Criminal Activity: Month	Jan	Feb	Mar	Apr	May	Jun	Jul	Aug	Sep	Oct	Nov	Dec	YTD
Larceny - 2017	32	27	26	35	38	65	60	51	39	67	49	50	539
2018	40	31	35	34	48	55	49	56	58	59			465
Vandalism - 2017	6	8	10	19	12	11	15	13	10	15	15	10	144
2018	5	13	6	11	10	7	12	10	13	13			100
MV Theft / Attempt - 2017	5	8	3	9	3	3	14	10	4	18	5	10	92
2018	4	3	5	3	4	5	5	8	10	7			54
Burglary / Attempt - 2017	9	4	3	9	8	15	10	9	7	5	11	8	98
2018	1	11	10	3	6	2	6	19	15	3			76
Assault - 2017	1	1	2	7	4	3	2	1	4	1	7	5	38
2018	0	1	4	1	0	3	4	3	6	8			30
Robbery - 2017	1	0	0	0	2	1	0	0	3	0	0	0	7
2018	1	2	3	2	0	3	0	0	0	0			11
Totals - 2017	54	48	44	79	67	98	101	84	67	106	87	83	918
2018	51	61	63	54	68	75	76	96	102	90	0	0	736



Criminal Arrests by Month	Jan	Feb	Mar	Apr	May	Jun	Jul	Aug	Sep	Oct	Nov	Dec	YTD
Larceny - 2017	30	18	29	25	39	19	35	20	32	33	16	20	316
2018	22	16	29	27	22	22	18	24	25	37			242
Vandalism - 2017	0	0	0	5	1	0	1	2	5	1	1	1	17
2018	2	2	2	1	2	0	1	3	0	0			13
MV Theft / Attempt - 2017	0	0	0	0	0	0	0	1	0	0	0	1	2
2018	1	1	1	2	1	1	3	4	3	18			35
Burglary / Attempt - 2017	4	1	1	4	1	9	5	3	4	16	1	3	52
2018	1	1	5	6	2	0	9	5	5	15			49
Assault - 2017	2	3	1	5	9	4	3	1	0	2	5	4	39
2018	3	5	3	0	5	4	10	4	5	7			46
Robbery - 2017	6	0	0	0	1	1	0	0	2	0	0	0	10
2018	0	0	1	2	1	0	0	0	0	0			4
Total - 2017	42	21	31	39	51	33	44	27	43	52	23	29	435
2018	29	25	41	38	33	27	41	40	40	77			391

Total Criminal Arrests - 2017



Total Criminal Arrests - 2018

